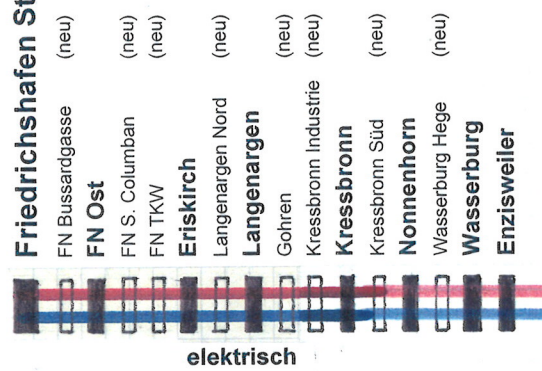


Friedrichshafen Stadt



Memmingen Hbf



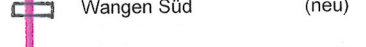
Leutkirch



Kisslegg



Wangen




thermisch (Diesel)



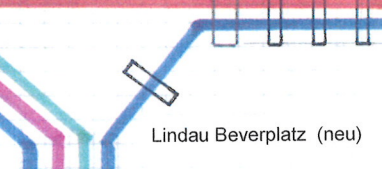
Hergatz



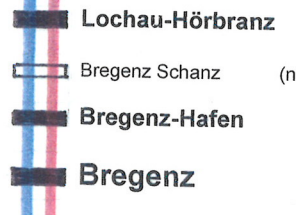
Lindau Aeschach (erweitert)



elektrisch



Lindau-Insel Hbf



nach St. Margrethen/St. Gallen

nach Feldkirch
Dornbirn
Bludenz

Bodensee-S-Bahn

Östlicher Bodensee-Raum

Linien- und Haltestellennetz S-Bahn

(jede Linie im 1/2-h-Takt)

29. April 2012/Stp